



ASBK.COM.AU f t i y

# Round 7 : Phillip Island GP Circuit : October 12 - 14

## KAWASAKI AUSTRALIAN SUPERSPORT CHAMPIONSHIP

### Qualifying 2

Date: 13/10/18  
 Event: Q10  
 Weather: Sunny - Temp: 18.3C  
 Track: Dry - Temp: 41.5C

Started at: 13:35:04  
 Laps: 30 Min  
 Starters: 21  
 Printed at: 14:12

### PROVISIONAL CLASSIFICATION

Pos	No	Name	Machine	Fastest Lap	On Lap	Behind Prev	Behind Leader	Top Speed
1	1	Cru HALLIDAY (NSW) / Yamaha Racing Team	Yamaha YZF-R6	1:36.217	10 of 10			255
2	20	Damon REES (BOP) / Carl Cox M-sport / Mondiale Freight / Tony Rees M-cycles / Signedge / Pirelli / HJC	Honda CBR	1:36.311	8 of 8	.094	.094	250
3	7	Tom TOPARIS (NSW) / Cube Racing / Leda Nutrition / Australian Outdoor Living / Motul / Pirelli	Kawasaki ZX-6R	1:36.684	3 of 8	.373	.467	255
4	50	Callum SPRIGGS (QLD)	Yamaha YZF-R6	1:37.160	7 of 12	.476	.943	247
5	39	Scott NICHOLSON (VIC) / NextGen Motorsports / G. Williams Engineering	Suzuki GSX-R	1:37.498	2 of 14	.338	1.281	254
6	22	Zac JOHNSON (VIC) / Rebuilder / Ausfleet / Savy Civil / Navarone Accident & Vehicle Repair Centre	Yamaha YZF-R6	1:37.625	5 of 13	.127	1.408	250
7	27	Nic LIMINTON (SA) / YRD / YRT / Arai / Speed Angle / Ricondi / Barossa Signs / RBS	Yamaha YZF-R6	1:37.625	11 of 12		1.408	245
8	12	Broc PEARSON (QLD) / 1800 Approved Cairns / Yamaha Australia / Motul	Yamaha YZF-R6	1:37.835	7 of 11	.210	1.618	256
9	42	Jack PASSFIELD (NSW) / Stay Upright Rider Training / GASD Suspension / Dmoto / Pirelli / KYT Hemets	Yamaha YZF-R6	1:37.973	9 of 9	.138	1.756	250
10	32	Dylan WHITESIDE (VIC) / YRD / Geelong Motorcycle Service Centre / The Grinning Dingo / Axle Armour	Yamaha YZF-R6	1:38.334	10 of 17	.361	2.117	252
11	47	Giuseppe SCARCELLA (NSW) / Kawasaki BCperformance / Kawasaki Motors Aust. / Landscapesupplies.com.au	Kawasaki ZX-6R	1:38.670	7 of 9	.336	2.453	256
12	46	Aidan HAYES (NSW) / Hayes Johnston PL / YRD / West Sliders / Underground Designs / Gee Tee M-cycles	Yamaha YZF-R6	1:38.899	13 of 14	.229	2.682	253
13	52	Ryan TAYLOR (VIC) / Arden Homes / Pablo's M-cycle Tyres / YRD / RTR	Yamaha YZF-R6	1:39.522	7 of 10	.623	3.305	249
14	61	Rhys BELLING (VIC) / LXI Racing / YRD / Yamaha / The Grinning Dingo	Yamaha YZF-R6	1:39.645	2 of 14	.123	3.428	249
15	74	Campbell RUSSELL (VIC) / Motul / Pirelli / YRD	Yamaha YZF-R6	1:40.365	12 of 14	.720	4.148	249
16	851	Ty LYNCH (SA) / Adelaide M-cycle Recovery / Aust. Outdoor Living / A-Plus Diesel/ Neville Lush Racing	Yamaha YZF-R6	1:40.509	11 of 12	.144	4.292	247
17	131	John QUINN (VIC) / SC Project Oceania	Triumph Daytona	1:40.688	12 of 12	.179	4.471	252
18	86	Dallas SKEER (SA) / Barry Francis M-c / Ron Angel Classic Racing / Penrite Oils / Suspensions R Us / Suzuki Aust.	Suzuki GSX-R	1:41.591	15 of 15	.903	5.374	255
19	28	Brodie MALOUF (NSW) / A & G Constructions	Triumph Daytona	1:41.837	12 of 14	.246	5.620	248
20	18	Marc WILSON (VIC) / Phillip Island Off-Track Accommodation	Kawasaki ZX-6R	1:42.132	9 of 12	.295	5.915	247

Current best lap for SS class - 1:35.330 by Mark CHIODO (VIC) on a Triumph Daytona set on 07/10/17

The results are provisional until the end of the time limit for protests and appeals.

Chief Time Keeper - Scott Laing

Clerk of Course - Tom Williams



www.computime.com.au  
 COMPUTIME RACE TIMING SYSTEMS PTY LTD





ASBK.COM.AU f t i y

# Round 7 : Phillip Island GP Circuit : October 12 - 14

## KAWASAKI AUSTRALIAN SUPERSPORT CHAMPIONSHIP

### Qualifying 2

Date: 13/10/18  
 Event: Q10  
 Weather: Sunny - Temp: 18.3C  
 Track: Dry - Temp: 41.5C

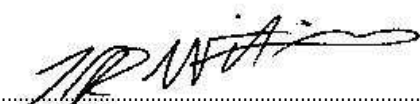
Started at: 13:35:04  
 Laps: 30 Min  
 Starters: 21  
 Printed at: 14:12

### PROVISIONAL LAP TIMES

No	Name	Lap 1	Lap 2	Lap 3	Lap 4	Lap 5	Lap 6	Lap 7	Lap 8	Lap 9	Lap 10
1	Cru HALLIDAY (NSW)	1:53.943	1:36.870	1:36.584	1:36.480	1:36.756	1:36.905	2:41.350	1:49.132	1:36.577	<b>1:36.217</b>
7	Tom TOPARIS (NSW)	2:16.604	1:38.285	<b>1:36.684</b>	7:37.882	1:46.191	4:07.954	1:46.057	1:46.162		
12	Broc PEARSON (QLD)	1:51.459	1:38.095	1:38.474	1:38.003	9:47.379	1:51.841	<b>1:37.835</b>	1:38.218	1:38.397	1:38.899
	10	3:25.908									
18	Marc WILSON (VIC)	1:52.358	1:44.015	1:43.288	1:43.309	10:14.686	1:50.432	1:42.380	1:42.575	<b>1:42.132</b>	1:42.564
	10	1:42.610	1:42.233								
20	Damon REES (BOP)	1:47.543	1:37.950	1:45.992	1:37.228	1:37.718	8:51.014	1:50.089	<b>1:36.311</b>		
22	Zac JOHNSON (VIC)	1:47.009	1:38.079	1:37.632	1:39.151	<b>1:37.625</b>	1:37.838	8:01.679	1:47.291	1:38.066	1:38.161
	10	1:38.045	1:38.358	3:09.097							
27	Nic LIMINTON (SA)	1:51.018	1:39.073	1:38.830	7:46.232	1:57.176	1:38.091	1:38.342	1:58.642	1:43.965	2:00.563
	10	<b>1:37.625</b>	1:39.124								
28	Brodie MALOUF (NSW)	1:56.269	1:45.289	1:44.367	1:43.825	1:43.441	1:42.289	3:02.808	1:56.633	1:42.584	4:11.819
	10	1:56.445	<b>1:41.837</b>	1:41.944	1:42.148						
32	Dylan WHITESIDE (VIC)	1:48.102	1:39.188	1:39.294	1:38.792	1:48.861	1:38.783	1:38.518	2:45.357	1:44.969	<b>1:38.334</b>
	10	2:30.110	1:44.316	1:38.481	1:39.069	1:38.765	1:39.104	1:38.950			
39	Scott NICHOLSON (VIC)	1:44.883	<b>1:37.498</b>	1:38.100	1:52.480	1:38.144	1:38.164	1:38.674	7:10.758	1:51.243	1:38.757
	10	1:38.461	1:38.258	1:38.469	1:38.193						
42	Jack PASSFIELD (NSW)	1:47.359	1:39.079	4:57.424	1:49.830	1:39.661	1:38.437	1:38.607	1:38.843	<b>1:37.973</b>	
46	Aidan HAYES (NSW)	1:51.817	1:41.338	1:41.042	1:41.161	1:40.237	8:19.311	1:47.222	1:39.814	1:39.841	1:39.570
	10	1:40.045	1:39.138	<b>1:38.899</b>	1:39.121						
47	Giuseppe SCARCELLA (NSW)	1:49.502	1:39.034	1:38.951	1:40.635	6:46.456	1:57.323	<b>1:38.670</b>	1:38.933	1:57.088	
50	Callum SPRIGGS (QLD)	1:47.403	1:37.397	1:37.300	1:37.588	9:51.994	1:49.432	<b>1:37.160</b>	1:52.893	1:38.773	1:37.530
	10	1:37.557	1:48.084								
52	Ryan TAYLOR (VIC)	1:50.482	1:40.176	1:39.570	1:40.043	1:39.988	1:39.938	<b>1:39.522</b>	1:39.722	1:39.541	10:10.120
61	Rhys BELLING (VIC)	1:49.149	<b>1:39.645</b>	1:39.976	1:39.737	3:48.209	1:48.232	1:40.350	1:40.339	1:40.057	1:39.819
	10	5:47.636	1:46.976	1:40.666	1:40.406						
74	Campbell RUSSELL (VIC)	1:53.932	2:41.772	1:53.851	1:41.302	1:41.802	3:22.761	1:57.643	1:41.074	1:52.108	1:40.816
	10	1:49.846	<b>1:40.365</b>	1:43.045	1:41.530						
86	Dallas SKEER (SA)	1:52.072	1:45.734	1:42.411	1:41.796	1:41.664	1:41.962	3:12.245	2:05.036	1:42.322	1:42.276
	10	1:43.208	1:47.147	1:57.544	1:42.322	<b>1:41.591</b>					
131	John QUINN (VIC)	1:52.511	1:42.031	1:42.550	1:42.215	1:42.350	4:35.033	1:54.178	1:41.741	8:00.390	1:54.948
	10	1:41.145	<b>1:40.688</b>								
851	Ty LYNCH (SA)	1:47.995	1:41.757	1:41.488	1:40.743	7:58.176	1:49.484	1:40.544	3:14.205	1:47.909	1:40.951
	10	<b>1:40.509</b>	1:40.761								

The results are provisional until the end of the time limit for protests and appeals.

  
 Chief Time Keeper - Scott Laing

  
 Clerk of Course - Tom Williams



[www.computime.com.au](http://www.computime.com.au)  
 COMPUTIME RACE TIMING SYSTEMS PTY LTD





ASBK.COM.AU f t i y

# Round 7 : Phillip Island GP Circuit : October 12 - 14

## KAWASAKI AUSTRALIAN SUPERSPORT CHAMPIONSHIP

### Qualifying 2

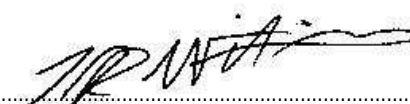
Date: 13/10/18  
 Event: Q10  
 Weather: Sunny - Temp: 18.3C  
 Track: Dry - Temp: 41.5C

Started at: 13:35:04  
 Laps: 30 Min  
 Starters: 21  
 Printed at: 14:12

### PROVISIONAL SPLIT TIMES

Lap	Split 1	Split 2	Split 3	Split 4	Lap Time	Spd	Lap	Split 1	Split 2	Split 3	Split 4	Lap Time	Spd
<b>1 Cru HALLIDAY (NSW) (1st)</b>							2	25.041	30.144	19.689	29.141	1:44.015	245
1	37.767	29.806	18.780	27.590	1:53.943 P		3	24.866	29.952	19.539	28.931	1:43.288	245
2	23.434	28.084	18.251	27.101	1:36.870	252	4	24.923	30.145	19.369	28.872	1:43.309	244
3	23.283	27.931	18.246	27.124	1:36.584	254	5	24.920	29.826	19.371	9:00.569	10:14.686	243
4	23.232	27.937	18.223	27.088	1:36.480	255	6	32.088	29.943	19.588	28.813	1:50.432 P	
5	23.266	27.987	18.275	27.228	1:36.756	254	7	24.804	29.594	19.412	<b>28.570</b>	1:42.380	245
6	23.201	28.153	18.333	27.218	1:36.905	253	8	<b>24.538</b>	29.997	19.400	28.640	1:42.575	244
7	26.029	31.813	18.885	1:24.623	2:41.350	254	9	24.592	<b>29.470</b>	<b>19.344</b>	28.726	<b>1:42.132</b>	247
8	32.799	30.780	18.479	27.074	1:49.132 P		10	24.578	29.870	19.503	28.613	1:42.564	246
9	23.405	27.835	18.236	27.101	1:36.577	254	11	24.674	29.601	19.716	28.619	1:42.610	244
10	<b>23.177</b>	<b>27.781</b>	<b>18.206</b>	<b>27.053</b>	<b>1:36.217</b>	253	12	24.571	29.546	19.431	28.685	1:42.233	244
<b>7 Tom TOPARIS (NSW) (3rd)</b>							<b>20 Damon REES (BOP) (2nd)</b>						
1	37.060	51.363	19.741	28.440	2:16.604 P		1	32.431	28.883	18.729	27.500	1:47.543 P	
2	23.293	28.170	18.738	28.084	1:38.285	251	2	23.828	28.209	18.563	27.350	1:37.950	244
3	<b>23.168</b>	<b>28.162</b>	<b>18.296</b>	<b>27.058</b>	<b>1:36.684</b>	255	3	23.456	28.131	18.381	36.024	1:45.992	246
4	24.252	31.617	19.406	6:22.607	7:37.882	252	4	23.571	28.093	18.337	27.227	1:37.228	245
5	31.744	28.552	18.654	27.241	1:46.191 P		5	23.411	28.176	18.384	27.747	1:37.718	250
6	23.518	28.397	18.406	2:57.633	4:07.954	248	6	24.096	30.218	19.828	7:36.872	8:51.014	245
7	31.299	28.662	18.419	27.677	1:46.057 P		7	34.332	30.000	18.583	27.174	1:50.089 P	
8	23.430	36.868	18.556	27.308	1:46.162	250	8	<b>23.335</b>	<b>27.873</b>	<b>18.246</b>	<b>26.857</b>	<b>1:36.311</b>	247
<b>12 Broc PEARSON (QLD) (8th)</b>							<b>22 Zac JOHNSON (VIC) (6th)</b>						
1	34.034	30.358	19.441	27.626	1:51.459 P		1	31.697	29.087	18.671	27.554	1:47.009 P	
2	23.483	28.473	18.574	27.565	1:38.095	254	2	23.627	28.314	18.470	27.668	1:38.079	249
3	23.760	28.565	18.608	27.541	1:38.474	253	3	23.490	28.272	18.472	27.398	1:37.632	250
4	23.528	<b>28.361</b>	18.577	27.537	1:38.003	255	4	23.604	<b>28.205</b>	19.063	28.279	1:39.151	250
5	24.983	30.840	20.271	8:31.285	9:47.379	251	5	23.445	28.251	18.587	<b>27.342</b>	<b>1:37.625</b>	247
6	32.540	31.819	19.788	27.694	1:51.841 P		6	23.512	28.319	18.521	27.486	1:37.838	249
7	<b>23.380</b>	28.453	<b>18.467</b>	<b>27.535</b>	<b>1:37.835</b>	255	7	24.414	30.619	19.857	6:46.789	8:01.679	245
8	23.421	28.488	18.684	27.625	1:38.218	253	8	31.728	29.171	18.719	27.673	1:47.291 P	
9	23.502	28.661	18.548	27.686	1:38.397	251	9	<b>23.400</b>	28.408	18.511	27.747	1:38.066	250
10	23.426	28.616	18.701	28.156	1:38.899	251	10	23.495	28.367	<b>18.464</b>	27.835	1:38.161	249
11	26.643	44.245	21.666	1:53.354	3:25.908	256	11	23.580	28.292	18.604	27.569	1:38.045	247
<b>18 Marc WILSON (VIC) (20th)</b>							12	23.661	28.496	18.592	27.609	1:38.358	248
1	33.095	30.473	19.703	29.087	1:52.358 P		13	24.388	31.604	19.408	1:53.697	3:09.097	248

  
 Chief Time Keeper - Scott Laing

  
 Clerk of Course - Tom Williams







ASBK.COM.AU f t i y

# Round 7 : Phillip Island GP Circuit : October 12 - 14

## KAWASAKI AUSTRALIAN SUPERSPORT CHAMPIONSHIP

### Qualifying 2

Date: 13/10/18  
 Event: Q10  
 Weather: Sunny - Temp: 18.3C  
 Track: Dry - Temp: 41.5C

Started at: 13:35:04  
 Laps: 30 Min  
 Starters: 21  
 Printed at: 14:12

### PROVISIONAL SPLIT TIMES

Lap	Split 1	Split 2	Split 3	Split 4	Lap Time	Spd	Lap	Split 1	Split 2	Split 3	Split 4	Lap Time	Spd
<b>27 Nic LIMINTON (SA) (7th)</b>							7	23.637	28.597	18.719	27.565	1:38.518	249
1	33.812	30.083	19.167	27.956	1:51.018 P		8	24.610	30.102	20.544	1:30.101	2:45.357	248
2	23.767	28.845	18.656	27.805	1:39.073	244	9	29.604	28.785	18.883	27.697	1:44.969 P	
3	23.566	28.576	18.900	27.788	1:38.830	244	10	23.690	<b>28.451</b>	18.717	<b>27.476</b>	<b>1:38.334</b>	249
4	24.533	29.220	19.021	6:33.458	7:46.232	245	11	24.004	31.478	19.137	1:15.491	2:30.110	248
5	32.623	38.006	18.933	27.614	1:57.176 P		12	28.990	28.802	18.816	27.708	1:44.316 P	
6	23.499	28.652	18.507	27.433	1:38.091	243	13	<b>23.623</b>	28.535	18.757	27.566	1:38.481	251
7	<b>23.381</b>	28.517	18.602	27.842	1:38.342	244	14	23.669	28.889	18.770	27.741	1:39.069	251
8	23.403	47.688	19.752	27.799	1:58.642	244	15	23.719	28.540	18.773	27.733	1:38.765	249
9	23.397	29.301	22.847	28.420	1:43.965	244	16	23.855	28.710	18.945	27.594	1:39.104	249
10	23.488	46.044	22.638	28.393	2:00.563	245	17	23.740	28.750	18.770	27.690	1:38.950	248
11	23.422	<b>28.431</b>	<b>18.406</b>	<b>27.366</b>	<b>1:37.625</b>	243	<b>39 Scott NICHOLSON (VIC) (5th)</b>						
12	23.413	28.464	18.530	28.717	1:39.124	244	1	29.604	28.937	18.839	27.503	1:44.883 P	
<b>28 Brodie MALOUF (NSW) (19th)</b>							2	<b>23.460</b>	28.443	18.581	<b>27.014</b>	<b>1:37.498</b>	253
1	33.869	31.971	20.756	29.673	1:56.269 P		3	23.608	28.515	18.635	27.342	1:38.100	254
2	25.278	30.804	20.093	29.114	1:45.289	238	4	23.649	42.033	19.019	27.779	1:52.480	251
3	25.420	30.378	19.739	28.830	1:44.367	239	5	23.781	28.394	18.637	27.332	1:38.144	249
4	25.122	30.144	19.932	28.627	1:43.825	240	6	23.679	<b>28.364</b>	18.632	27.489	1:38.164	249
5	25.078	30.186	19.664	28.513	1:43.441	241	7	23.761	28.588	18.674	27.651	1:38.674	249
6	24.433	29.831	19.582	28.443	1:42.289	244	8	23.697	28.407	18.712	5:59.942	7:10.758	248
7	24.848	43.248	19.888	1:34.824	3:02.808	241	9	34.793	29.019	19.211	28.220	1:51.243 P	
8	32.530	35.639	19.694	28.770	1:56.633 P		10	23.608	28.617	18.594	27.938	1:38.757	251
9	24.470	29.937	19.720	28.457	1:42.584	241	11	23.598	28.642	18.669	27.552	1:38.461	249
10					4:11.819	241	12	23.703	28.542	18.659	27.354	1:38.258	248
11	34.617	32.904	20.383	28.541	1:56.445 P		13	23.925	28.387	18.728	27.429	1:38.469	250
12	<b>24.369</b>	29.808	19.453	<b>28.207</b>	<b>1:41.837</b>	248	14	23.612	28.419	<b>18.544</b>	27.618	1:38.193	252
13	24.488	29.694	<b>19.417</b>	28.345	1:41.944	240	<b>42 Jack PASSFIELD (NSW) (9th)</b>						
14	24.566	<b>29.604</b>	19.698	28.280	1:42.148	241	1	29.923	29.827	18.945	28.664	1:47.359 P	
<b>32 Dylan WHITESIDE (VIC) (10th)</b>							2	23.967	28.721	18.820	27.571	1:39.079	245
1	32.179	29.160	18.916	27.847	1:48.102 P		3	23.971	28.844	19.360	3:45.249	4:57.424	247
2	23.808	28.832	18.720	27.828	1:39.188	252	4	30.371	30.863	19.325	29.271	1:49.830 P	
3	23.857	28.708	18.807	27.922	1:39.294	251	5	24.001	28.946	18.957	27.757	1:39.661	247
4	23.793	28.611	18.721	27.667	1:38.792	250	6	23.841	28.500	<b>18.594</b>	27.502	1:38.437	247
5	23.790	38.463	<b>18.698</b>	27.910	1:48.861	250	7	23.765	28.576	18.802	27.464	1:38.607	250
6	23.758	28.571	18.837	27.617	1:38.783	251	8	24.054	28.494	18.706	27.589	1:38.843	248

*Scott Laing*

Chief Time Keeper - Scott Laing

*Tom Williams*

Clerk of Course - Tom Williams



www.computime.com.au  
 COMPUTIME RACE TIMING SYSTEMS PTY LTD





ASBK.COM.AU f t i y

# Round 7 : Phillip Island GP Circuit : October 12 - 14

## KAWASAKI AUSTRALIAN SUPERSPORT CHAMPIONSHIP

### Qualifying 2

Date: 13/10/18  
 Event: Q10  
 Weather: Sunny - Temp: 18.3C  
 Track: Dry - Temp: 41.5C

Started at: 13:35:04  
 Laps: 30 Min  
 Starters: 21  
 Printed at: 14:12

### PROVISIONAL SPLIT TIMES

Lap	Split 1	Split 2	Split 3	Split 4	Lap Time	Spd	Lap	Split 1	Split 2	Split 3	Split 4	Lap Time	Spd
9	<u>23.657</u>	<u>28.294</u>	18.610	<u>27.412</u>	<u>1:37.973</u>	249	8	23.542	43.406	18.546	27.399	1:52.893	246
							9	23.689	28.513	18.592	27.979	1:38.773	247
							10	23.544	28.099	18.392	27.495	1:37.530	244
<b>46 Aidan HAYES (NSW) (12th)</b>							11	23.596	28.141	18.429	27.391	1:37.557	244
1	31.879	31.409	19.716	28.813	1:51.817 P		12	26.482	34.702	19.039	27.861	1:48.084	244
2	24.359	29.406	19.135	28.438	1:41.338	249							
3	24.267	29.004	19.157	28.614	1:41.042	252							
4	24.213	29.216	19.291	28.441	1:41.161	249	<b>52 Ryan TAYLOR (VIC) (13th)</b>						
5	23.994	29.054	18.988	28.201	1:40.237	251	1	32.323	30.388	19.485	28.286	1:50.482 P	
6	24.296	29.236	19.218	7:06.561	8:19.311	250	2	24.254	28.983	19.047	27.892	1:40.176	249
7	31.277	29.053	18.958	27.934	1:47.222 P		3	24.111	28.797	<u>18.867</u>	<u>27.795</u>	1:39.570	249
8	<u>23.711</u>	29.163	18.993	27.947	1:39.814	249	4	24.101	28.886	19.013	28.043	1:40.043	249
9	24.050	28.902	18.777	28.112	1:39.841	250	5	<u>23.956</u>	28.991	19.020	28.021	1:39.988	249
10	23.936	28.706	18.826	28.102	1:39.570	251	6	24.245	28.841	18.949	27.903	1:39.938	248
11	23.726	29.175	19.052	28.092	1:40.045	253	7	24.038	<u>28.675</u>	18.956	27.853	<u>1:39.522</u>	248
12	23.857	28.712	18.750	<u>27.819</u>	1:39.138	251	8	24.079	28.719	19.001	27.923	1:39.722	247
13	<u>23.711</u>	<u>28.509</u>	<u>18.738</u>	27.941	<u>1:38.899</u>	251	9	23.986	28.689	18.881	27.985	1:39.541	247
14	23.742	28.650	18.789	27.940	1:39.121	250	10	24.011	28.683	19.250	8:58.176	10:10.120	247
<b>47 Giuseppe SCARCELLA (NSW) (11th)</b>							<b>61 Rhys BELLING (VIC) (14th)</b>						
1	32.409	29.699	19.222	28.172	1:49.502 P		1	31.700	29.552	19.409	28.488	1:49.149 P	
2	24.016	<u>28.682</u>	18.818	<u>27.518</u>	1:39.034	251	2	24.250	<u>28.745</u>	18.863	<u>27.787</u>	<u>1:39.645</u>	243
3	23.737	28.784	18.803	27.627	1:38.951	255	3	24.127	28.928	19.086	27.835	1:39.976	243
4	23.880	28.790	19.397	28.568	1:40.635	251	4	<u>24.012</u>	28.748	18.895	28.082	1:39.737	248
5	24.198	28.888	19.165	5:34.205	6:46.456	256	5	24.846	29.137	18.891	2:35.335	3:48.209	249
6	32.309	38.382	18.881	27.751	1:57.323 P		6	32.113	28.904	19.016	28.199	1:48.232 P	
7	23.701	28.685	<u>18.683</u>	27.601	<u>1:38.670</u>	254	7	24.321	28.937	<u>18.805</u>	28.287	1:40.350	243
8	<u>23.655</u>	28.691	18.782	27.805	1:38.933	253	8	24.175	28.980	18.952	28.232	1:40.339	241
9	23.965	45.485	19.867	27.771	1:57.088	250	9	24.170	28.842	19.065	27.980	1:40.057	243
<b>50 Callum SPRIGGS (QLD) (4th)</b>							10	24.038	28.949	18.841	27.991	1:39.819	244
1	31.344	29.556	18.958	27.545	1:47.403 P		11	25.535	36.184	19.432	4:26.485	5:47.636	243
2	23.572	28.146	18.397	27.282	1:37.397	245	12	30.059	29.110	19.198	28.609	1:46.976 P	
3	23.609	<u>28.072</u>	<u>18.327</u>	27.292	1:37.300	246	13	24.089	29.100	19.058	28.419	1:40.666	243
4	23.569	28.123	18.354	27.542	1:37.588	245	14	24.308	29.035	19.126	27.937	1:40.406	244
5	26.677	29.604	20.125	8:35.588	9:51.994	243	<b>74 Campbell RUSSELL (VIC) (15th)</b>						
6	31.982	31.026	18.971	27.453	1:49.432 P		1	31.648	31.188	20.041	31.055	1:53.932 P	
7	<u>23.498</u>	<u>28.072</u>	<u>18.327</u>	<u>27.263</u>	<u>1:37.160</u>	245	2	24.546	30.241	19.780	1:27.205	2:41.772	248

*Scott Laing*  
 Chief Time Keeper - Scott Laing

*Tom Williams*  
 Clerk of Course - Tom Williams





ASBK.COM.AU f t i y

# Round 7 : Phillip Island GP Circuit : October 12 - 14

## KAWASAKI AUSTRALIAN SUPERSPORT CHAMPIONSHIP

### Qualifying 2

Date: 13/10/18  
 Event: Q10  
 Weather: Sunny - Temp: 18.3C  
 Track: Dry - Temp: 41.5C

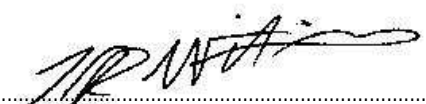
Started at: 13:35:04  
 Laps: 30 Min  
 Starters: 21  
 Printed at: 14:12

### PROVISIONAL SPLIT TIMES

Lap	Split 1	Split 2	Split 3	Split 4	Lap Time	Spd	Lap	Split 1	Split 2	Split 3	Split 4	Lap Time	Spd	
							131	John QUINN (VIC) (17th)						
3	32.692	33.114	19.601	28.444	1:53.851 P		1	32.180	31.140	20.465	28.726	1:52.511 P		
4	24.301	29.485	19.206	28.310	1:41.302	247	2	24.690	29.804	19.153	28.384	1:42.031	252	
5	24.443	29.562	19.274	28.523	1:41.802	245	3	24.548	30.026	19.372	28.604	1:42.550	248	
6	28.622	31.849	19.948	2:02.342	3:22.761	244	4	24.689	29.613	19.108	28.805	1:42.215	247	
7	36.089	33.195	19.624	28.735	1:57.643 P		5	24.804	29.726	19.209	28.611	1:42.350	247	
8	24.274	29.609	19.035	<b>28.156</b>	1:41.074	244	6	25.195	29.782	19.721	3:20.335	4:35.033	248	
9	24.206	32.528	25.514	29.860	1:52.108	246	7	35.743	30.634	19.399	28.402	1:54.178 P		
10	24.128	29.258	18.944	28.486	1:40.816	248	8	24.629	29.695	<b>18.993</b>	28.424	1:41.741	249	
11	30.474	32.018	19.108	28.246	1:49.846	243	9	24.790	46.756	20.180	6:28.664	8:00.390	247	
12	<b>24.039</b>	<b>29.185</b>	<b>18.883</b>	28.258	<b>1:40.365</b>	249	10	33.986	32.448	19.932	28.582	1:54.948 P		
13	25.051	29.726	19.380	28.888	1:43.045	243	11	24.477	29.377	19.071	28.220	1:41.145	248	
14	24.378	29.457	19.280	28.415	1:41.530	248	12	<b>24.270</b>	<b>29.297</b>	19.078	<b>28.043</b>	<b>1:40.688</b>	249	
							86	Dallas SKEER (SA) (18th)						
1	31.422	31.230	19.963	29.457	1:52.072 P									
2	25.131	31.895	19.633	29.075	1:45.734	243								
3	24.699	29.507	19.361	28.844	1:42.411	247								
4	24.520	29.403	19.240	28.633	1:41.796	249								
5	<b>24.298</b>	29.369	19.223	28.774	1:41.664	247								
6	24.607	<b>29.298</b>	19.337	28.720	1:41.962	239								
7	24.819	33.158	21.927	1:52.341	3:12.245	247								
8	34.766	41.946	19.438	28.886	2:05.036 P									
9	24.580	29.558	19.256	28.928	1:42.322	249								
10	24.493	29.502	19.373	28.908	1:42.276	248								
11	25.225	30.162	<b>19.180</b>	28.641	1:43.208	248								
12	24.662	34.233	19.357	28.895	1:47.147	251								
13	25.037	43.941	19.828	28.738	1:57.544	250								
14	24.536	29.682	19.307	28.797	1:42.322	248								
15	24.354	29.418	19.265	<b>28.554</b>	<b>1:41.591</b>	255								
							851	Ty LYNCH (SA) (16th)						
							1	30.639	29.533	19.216	28.607	1:47.995 P		
							2	24.523	29.620	19.189	28.425	1:41.757	247	
							3	24.607	29.295	19.217	28.369	1:41.488	246	
							4	24.262	29.088	19.140	28.253	1:40.743	247	
							5	<b>23.995</b>	45.184	19.689	6:29.308	7:58.176	246	
							6	31.875	30.343	19.134	28.132	1:49.484 P		
							7	24.288	29.109	19.141	<b>28.006</b>	1:40.544	245	
							8	24.455	29.231	19.167	2:01.352	3:14.205	237	
							9	31.405	<b>29.019</b>	19.141	28.344	1:47.909 P		
							10	24.305	29.383	19.028	28.235	1:40.951	244	
							11	24.318	29.156	<b>18.947</b>	28.088	<b>1:40.509</b>	246	
							12	24.169	29.122	19.139	28.331	1:40.761	247	

The results are provisional until the end of the time limit for protests and appeals.

  
 Chief Time Keeper - Scott Laing

  
 Clerk of Course - Tom Williams



www.computime.com.au  
 COMPUTIME RACE TIMING SYSTEMS PTY LTD





ASBK.COM.AU f t i y

# Round 7 : Phillip Island GP Circuit : October 12 - 14

## KAWASAKI AUSTRALIAN SUPERSPORT CHAMPIONSHIP

### Qualifying 2

Date: 13/10/18  
 Event: Q10  
 Weather: Sunny - Temp: 18.3C  
 Track: Dry - Temp: 41.5C

Started at: 13:35:04  
 Laps: 30 Min  
 Starters: 21  
 Printed at: 14:12

### PROVISIONAL FASTEST LAPS SEQUENCE

Race Time	No	Name	Machine	Fastest Lap	On Lap
1:51.109	61	Rhys BELLING (VIC)	Yamaha YZF-R6	1:49.149	1
2:11.728	20	Damon REES (BOP)	Honda CBR	1:47.543	1
2:13.829	22	Zac JOHNSON (VIC)	Yamaha YZF-R6	1:47.009	1
3:17.704	39	Scott NICHOLSON (VIC)	Suzuki GSX-R	1:44.883	1
3:30.754	61	Rhys BELLING (VIC)	Yamaha YZF-R6	1:39.645	2
3:30.905	47	Giuseppe SCARCELLA (NSW)	Kawasaki ZX-6R	1:39.034	2
3:49.678	20	Damon REES (BOP)	Honda CBR	1:37.950	2
4:54.095	50	Callum SPRIGGS (QLD)	Yamaha YZF-R6	1:37.397	2
6:31.395	50	Callum SPRIGGS (QLD)	Yamaha YZF-R6	1:37.300	3
7:12.898	20	Damon REES (BOP)	Honda CBR	1:37.228	4
8:58.437	7	Tom TOPARIS (NSW)	Kawasaki ZX-6R	1:36.684	3
18:28.914	1	Cru HALLIDAY (NSW)	Yamaha YZF-R6	1:36.584	3
20:05.394	1	Cru HALLIDAY (NSW)	Yamaha YZF-R6	1:36.480	4
21:08.030	20	Damon REES (BOP)	Honda CBR	1:36.311	8
31:02.331	1	Cru HALLIDAY (NSW)	Yamaha YZF-R6	1:36.217	10

The results are provisional until the end of the time limit for protests and appeals.

Chief Time Keeper - Scott Laing

Clerk of Course - Tom Williams



[www.computime.com.au](http://www.computime.com.au)  
 COMPUTIME RACE TIMING SYSTEMS PTY LTD







ASBK.COM.AU f t i y

# Round 7 : Phillip Island GP Circuit : October 12 - 14

## KAWASAKI AUSTRALIAN SUPERSPORT CHAMPIONSHIP

### Qualifying 2

Date: 13/10/18  
 Event: Q10  
 Weather: Sunny - Temp: 18.3C  
 Track: Dry - Temp: 41.5C

Started at: 13:35:04  
 Laps: 30 Min  
 Starters: 21  
 Printed at: 14:12

### PROVISIONAL BEST PARTIAL TIMES

Pos	Split 1		Split 2		Split 3		Split 4		LAP		Ideal	Fastest
	Name	Time	Name	Time	Name	Time	Name	Time	Name			
1	T. TOPARIS	23.168	C. HALLIDAY	27.781	C. HALLIDAY	18.206	D. REES	26.857	C. HALLIDAY	1:36.217	1:36.217	
2	C. HALLIDAY	23.177	D. REES	27.873	D. REES	18.246	S. NICHOLSO	27.014	D. REES	1:36.311	1:36.311	
3	D. REES	23.335	C. SPRIGGS	28.072	T. TOPARIS	18.296	C. HALLIDAY	27.053	T. TOPARIS	1:36.684	1:36.684	
4	B. PEARSON	23.380	T. TOPARIS	28.162	C. SPRIGGS	18.327	T. TOPARIS	27.058	C. SPRIGGS	1:37.160	1:37.160	
5	N. LIMINTON	23.381	Z. JOHNSON	28.205	N. LIMINTON	18.406	C. SPRIGGS	27.263	S. NICHOLSO	1:37.382	1:37.498	
6	Z. JOHNSON	23.400	J. PASSFIELD	28.294	Z. JOHNSON	18.464	Z. JOHNSON	27.342	Z. JOHNSON	1:37.411	1:37.625	
7	S. NICHOLSO	23.460	B. PEARSON	28.361	B. PEARSON	18.467	N. LIMINTON	27.366	N. LIMINTON	1:37.584	1:37.625	
8	C. SPRIGGS	23.498	S. NICHOLSO	28.364	S. NICHOLSO	18.544	J. PASSFIELD	27.412	B. PEARSON	1:37.743	1:37.835	
9	D. WHITESIDE	23.623	N. LIMINTON	28.431	J. PASSFIELD	18.594	D. WHITESIDE	27.476	J. PASSFIELD	1:37.957	1:37.973	
10	G. SCARCELL	23.655	D. WHITESIDE	28.451	G. SCARCELL	18.683	G. SCARCELL	27.518	D. WHITESIDE	1:38.248	1:38.334	
11	J. PASSFIELD	23.657	A. HAYES	28.509	D. WHITESIDE	18.698	B. PEARSON	27.535	G. SCARCELL	1:38.538	1:38.670	
12	A. HAYES	23.711	R. TAYLOR	28.675	A. HAYES	18.738	R. BELLING	27.787	A. HAYES	1:38.777	1:38.899	
13	R. TAYLOR	23.956	G. SCARCELL	28.682	R. BELLING	18.805	R. TAYLOR	27.795	R. TAYLOR	1:39.293	1:39.522	
14	T. LYNCH	23.995	R. BELLING	28.745	R. TAYLOR	18.867	A. HAYES	27.819	R. BELLING	1:39.349	1:39.645	
15	R. BELLING	24.012	T. LYNCH	29.019	C. RUSSELL	18.883	T. LYNCH	28.006	T. LYNCH	1:39.967	1:40.509	
16	C. RUSSELL	24.039	C. RUSSELL	29.185	T. LYNCH	18.947	J. QUINN	28.043	C. RUSSELL	1:40.263	1:40.365	
17	J. QUINN	24.270	J. QUINN	29.297	J. QUINN	18.993	C. RUSSELL	28.156	J. QUINN	1:40.603	1:40.688	
18	D. SKEER	24.298	D. SKEER	29.298	D. SKEER	19.180	B. MALOUF	28.207	D. SKEER	1:41.330	1:41.591	
19	B. MALOUF	24.369	M. WILSON	29.470	M. WILSON	19.344	D. SKEER	28.554	B. MALOUF	1:41.597	1:41.837	
20	M. WILSON	24.538	B. MALOUF	29.604	B. MALOUF	19.417	M. WILSON	28.570	M. WILSON	1:41.922	1:42.132	

The results are provisional until the end of the time limit for protests and appeals.

Chief Time Keeper - Scott Laing

Clerk of Course - Tom Williams



[www.computime.com.au](http://www.computime.com.au)  
 COMPUTIME RACE TIMING SYSTEMS PTY LTD







ASBK.COM.AU f t i y

# Round 7 : Phillip Island GP Circuit : October 12 - 14

## KAWASAKI AUSTRALIAN SUPERSPORT CHAMPIONSHIP

### Overall Qualifying

### PROVISIONAL MERGED CLASSIFICATION

Date: 13/10/18

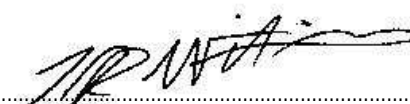
Printed at: 14:12

Pos	No	Name	Machine	Event Q03	Event Q10	Fastest Lap
1	1	Cru HALLIDAY (NSW) / Yamaha Racing Team	Yamaha YZF-R6	1:35.570	1:36.217	1:35.570
2	7	Tom TOPARIS (NSW) / Cube Racing / Leda Nutrition / Australian Outdoor Living / Motul / Pirelli	Kawasaki ZX-6R	1:36.156	1:36.684	1:36.156
3	20	Damon REES (BOP) / Carl Cox M-sport / Mondiale Freight / Tony Rees M-cycles / Signedge / Pirelli / HJC	Honda CBR	1:37.537	1:36.311	1:36.311
4	50	Callum SPRIGGS (QLD)	Yamaha YZF-R6	1:36.409	1:37.160	1:36.409
5	41	Max CROKER (NSW) / Mat Mladin Mladin Racing / Suzuki Aust. / AGV Sport / Nolan / Motorex Aust.	Suzuki GSX-R	1:36.593		1:36.593
6	27	Nic LIMINTON (SA) / YRD / YRT / Arai / Speed Angle / Ricondi / Barossa Signs / RBS	Yamaha YZF-R6	1:37.194	1:37.625	1:37.194
7	42	Jack PASSFIELD (NSW) / Stay Upright Rider Training / GASD Suspension / Dmoto / Pirelli / KYT Hemets	Yamaha YZF-R6	1:37.328	1:37.973	1:37.328
8	39	Scott NICHOLSON (VIC) / NextGen Motorsports / G. Williams Engineering	Suzuki GSX-R	1:37.422	1:37.498	1:37.422
9	22	Zac JOHNSON (VIC) / Rebuilder / Ausfleet / Savy Civil / Navarone Accident & Vehicle Repair Centre	Yamaha YZF-R6	1:38.445	1:37.625	1:37.625
10	32	Dylan WHITESIDE (VIC) / YRD / Geelong Motorcycle Service Centre / The Grinning Dingo / Axle Armour	Yamaha YZF-R6	1:37.803	1:38.334	1:37.803
11	12	Broc PEARSON (QLD) / 1800 Approved Cairns / Yamaha Australia / Motul	Yamaha YZF-R6	1:38.672	1:37.835	1:37.835
12	47	Giuseppe SCARCELLA (NSW) / Kawasaki BCperformance / Kawasaki Motors Aust. / Landscapesupplies.com.au	Kawasaki ZX-6R		1:38.670	1:38.670
13	46	Aidan HAYES (NSW) / Hayes Johnston PL / YRD / West Sliders / Underground Designs / Gee Tee M-cycles	Yamaha YZF-R6	1:38.771	1:38.899	1:38.771
14	61	Rhys BELLING (VIC) / LXI Racing / YRD / Yamaha / The Grinning Dingo	Yamaha YZF-R6	1:38.862	1:39.645	1:38.862
15	52	Ryan TAYLOR (VIC) / Arden Homes / Pablo's M-cycle Tyres / YRD / RTR	Yamaha YZF-R6	1:38.888	1:39.522	1:38.888
16	74	Campbell RUSSELL (VIC) / Motul / Pirelli / YRD	Yamaha YZF-R6	1:39.044	1:40.365	1:39.044
17	851	Ty LYNCH (SA) / Adelaide M-cycle Recovery / Aust. Outdoor Living / A-Plus Diesel/ Neville Lush Racing	Yamaha YZF-R6	1:40.601	1:40.509	1:40.509
18	131	John QUINN (VIC) / SC Project Oceania	Triumph Daytona	1:40.898	1:40.688	1:40.688
19	86	Dallas SKEER (SA) / Barry Francis M-c / Ron Angel Classic Racing / Penrite Oils / Suspensions R Us / Suzuki Aust.	Suzuki GSX-R	1:40.776	1:41.591	1:40.776
20	18	Marc WILSON (VIC) / Phillip Island Off-Track Accommodation	Kawasaki ZX-6R	1:40.938	1:42.132	1:40.938
21	28	Brodie MALOUF (NSW) / A & G Constructions	Triumph Daytona	1:42.467	1:41.837	1:41.837

\*\*\* ALL RIDERS QUALIFY \*\*\*

The results are provisional until the end of the time limit for protests and appeals.

  
 Chief Time Keeper - Scott Laing

  
 Clerk of Course - Tom Williams



[www.computime.com.au](http://www.computime.com.au)  
**COMPUTIME RACE TIMING SYSTEMS PTY LTD**





ASBK.COM.AU f t i y

# Round 7 : Phillip Island GP Circuit : October 12 - 14

## KAWASAKI AUSTRALIAN SUPERSPORT CHAMPIONSHIP

### EVENTS 6 & 11

#### PROVISIONAL MERGED GRID SHEET

Date: 13/10/18

Printed at: 14:12



1	1 C. HALLIDAY 1:35.570	2 T. TOPARIS 1:36.156	3 D. REES 1:36.311
2	50 4 C. SPRIGGS 1:36.409	41 5 M. CROKER 1:36.593	27 6 N. LIMINTON 1:37.194
3	42 7 J. PASSFIELD 1:37.328	39 8 S. NICHOLSON 1:37.422	22 9 Z. JOHNSON 1:37.625
4	32 10 D. WHITESIDE 1:37.803	12 11 B. PEARSON 1:37.835	47 12 G. SCARCELLA 1:38.670
5	46 13 A. HAYES 1:38.771	61 14 R. BELLING 1:38.862	52 15 R. TAYLOR 1:38.888
6	74 16 C. RUSSELL 1:39.044	851 17 T. LYNCH 1:40.509	131 18 J. QUINN 1:40.688
7	86 19 D. SKEER 1:40.776	18 20 M. WILSON 1:40.938	28 21 B. MALOUF 1:41.837

Chief Time Keeper - Scott Laing

Clerk of Course - Tom Williams

